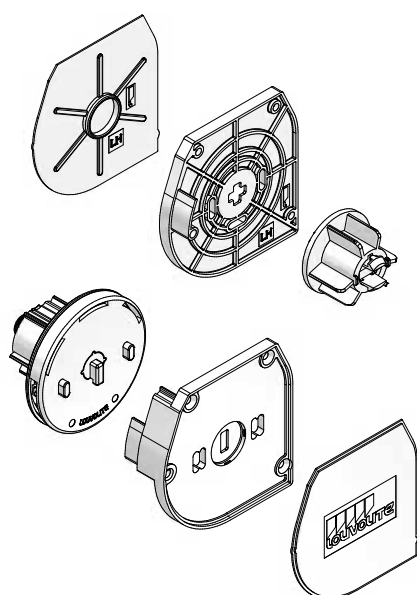
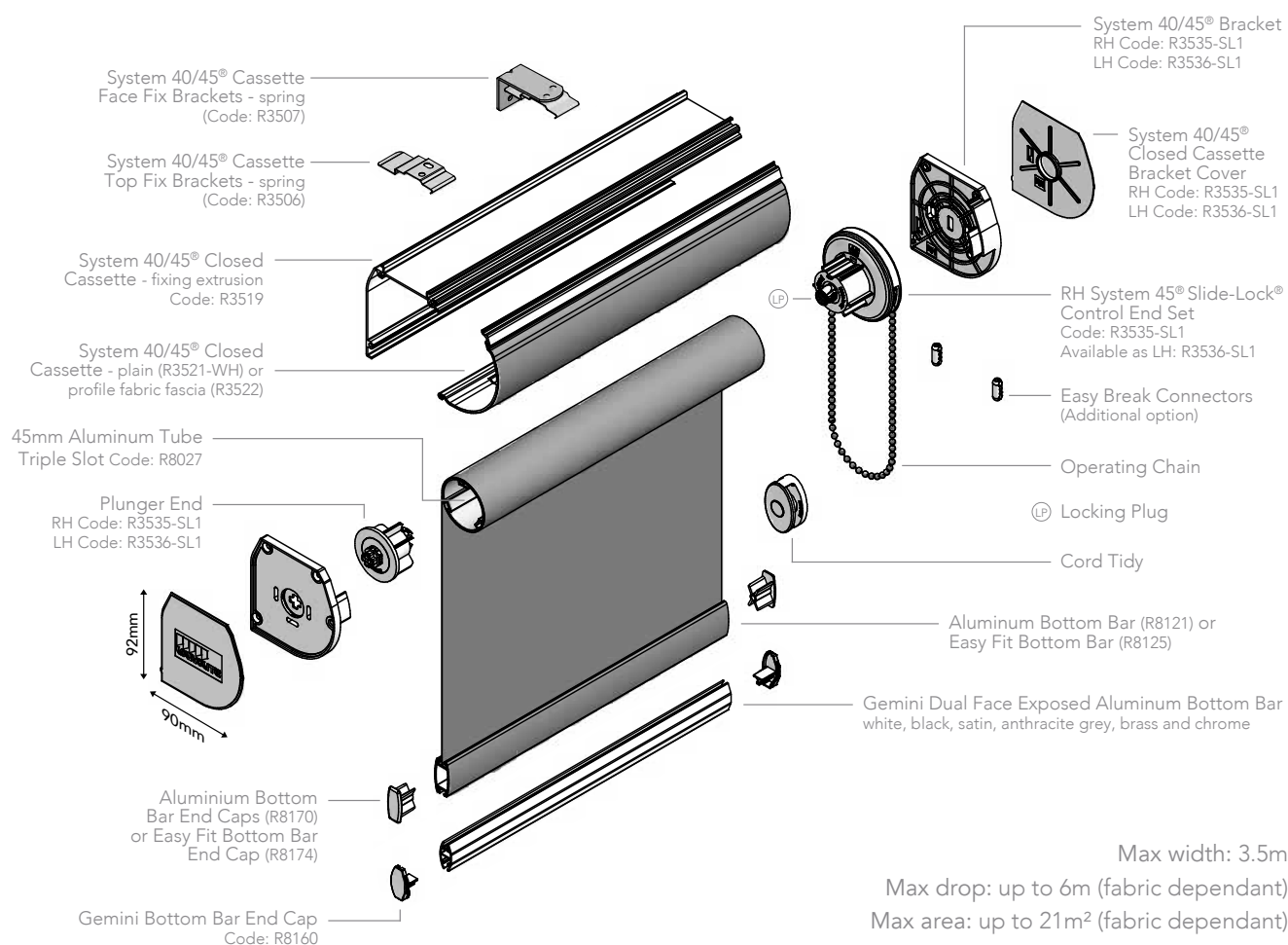


SYSTEM 45® ROLLER SYSTEM WITH THE 40/45 CLOSED CASSETTE



- Designed and manufactured in the UK, all Louvolite systems are 10 year life cycle tested to ensure long lasting performance.
- System 45® Slide-Lock® combines heavier holding weights with anti-fray features that ensure enhanced blind performance.
- For blinds up to 3.5m wide, with a 5.4kg maximum holding weight.
- Improved chain location for quick and easy on-site adjustment.
- Manufactured using high quality engineering grade polymer.
- Universal brackets and a spring idle end plunger enable easy and quick installation.
- Locking plug inside clutch ensures continued performance of larger blinds.
- Easi-Lift™ option available for easier operation of larger blinds (R3725-RH & R3736-LH).
- 40/45 cassette can be motorised using Louvolite One Touch™ hard wired AC motor, LH only (R1796-45).
- Colours available: white, grey and black. Plain Fascia only available in white.

HARDWARE SPECIFICATION

System 45® Roller System

Our roller blinds are manufactured using the Louvolite System 45® roller blind mechanism with specifically designed grooved 45mm aluminium tubing. The specified fabrics are formed and held into the tube with locking tape. The side control units are made from glass filled Nylon 6, with an acetal sprocket and sprocket guard, and includes a locking spring.

The operating chain, in brass nickel plated, stainless steel or plastic, ensures reliable performance, and improved chain location enables quick and easy on-site adjustment. The mild steel brackets are zinc plated and powder coated, suitable for top, face or side fixing.

A spring plunger end mechanism is positioned

at the opposite end to the control unit, providing a more secure fit of the blind and smooth operation. The side control unit is fitted with a centre plug that ensures the mechanism operates smoothly even under extreme loads.

Colour spec: White RAL 9010, Black RAL 9011, Grey RAL 7035

Performance

To ensure a positive performance, all Louvolite Roller System units are designed and manufactured in the UK using prime quality plastic materials and a dedicated steel locking spring. The sidewinders will lock into the bracket with the unique bracket securing pin for safety after installation.

10 year life cycle testing is done to ensure long lasting

performance.

Operation

Using manual or motorised operation, all blinds must be compliant with the child safety elements of BS EN13120. Where children may be present, the chain must be fitted with easybreak connectors or a cord tidy.

Bottom Bar

Made of aluminum, can be single or double wrapped in fabric or left exposed. The dual face Gemini, made of aluminum, only has the fabric formed and locked into the top part to leave the bar exposed. All fabric is formed and held into place with locking tape. The dual face Gemini bar, smooth on one side and angular on the other, along with the aluminum bottom bar improves the ease

of manufacture and use of thicker laminate fabrics.

Maintenance

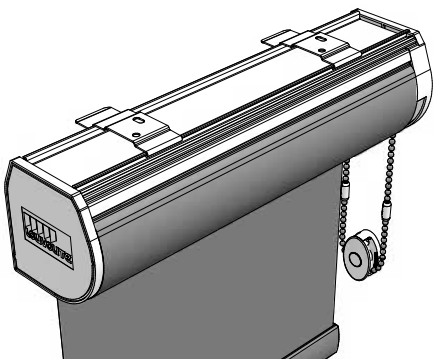
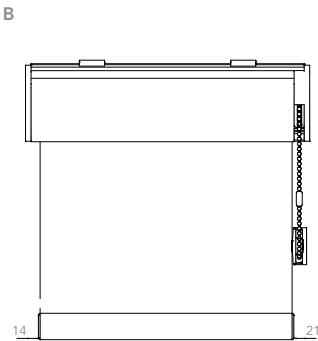
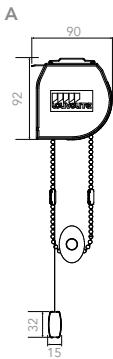
All of the System 45® roller blind system components are manufactured using aluminium, treated steel and plastic. They do not present any corrosion problems in normal environments. The system has been designed for a smooth operation, together with a rigidity to prolong the window blind's working life.

Additional Option - Cassette

A specially designed powder coated cassette system with dedicated top, direct or face fix brackets. On specification the user has the choice between a single coloured extrusion in dedicated colours or a fascia which incorporates the same fabric or contrasting fabric used on the roller blind.

SYSTEM 45® 40/45 CLOSED CASSETTE BRACKET DIMENSIONS

- A. 45° standard metal bracket top fix & closed cassette cover
B. 45° standard metal bracket top fix front view with closed cassette



LOUVOLITE SIDE CONTROL SYSTEMS MAXIMUM BLIND SIZE

SYSTEM	FABRIC GROUP	BLIND WIDTH (m) FOR BLIND DROP (m)						MAX HOLDING WEIGHT
		0.5	1.0	1.5	2.0	2.5	3.0	
System 45®	up to 200g/m sq	6.0	6.0	6.0	6.0	6.0	4.5	5.4kg blind at 9mm deflection
	200 > 320g/m sq	4.75	4.75	4.75	4.75	4.75	2.80	
	320 > 485g/m sq	6.0	6.0	6.0	5.0	4.0	1.85	

Your Louvolite System 45® Distributor:



UK MANUFACTURED

www.louvolitecommercial.com

CI/SIB 1976 reference by SIB Agency		
(76.7)	X	