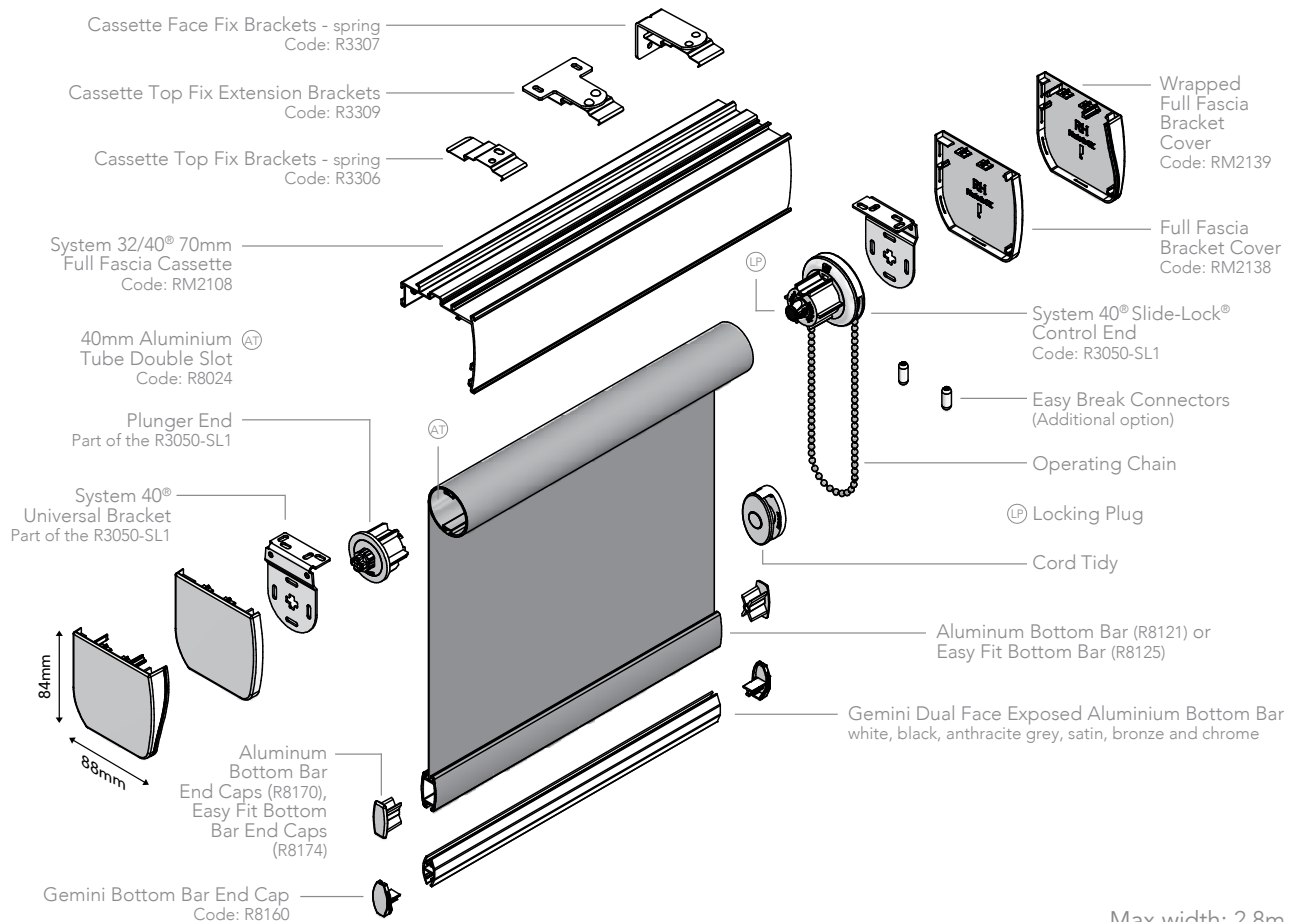
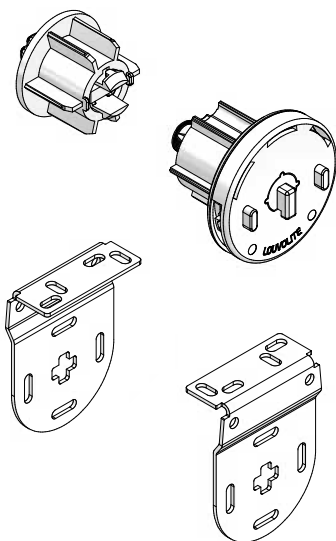


SYSTEM 40® ROLLER SYSTEM WITH THE 70mm FULL FASCIA CASSETTE



Max width: 2.8m

Max area: up to 15m² (fabric dependant)



- Designed and manufactured in the UK, all Louvolite systems are 10 year life cycle tested to ensure long lasting performance.
- System 40® Slide-Lock® combines heavier holding weights with anti-fray features that ensure enhanced blind performance.
- For blinds up to 2.8m wide, with a 4kg maximum holding weight.
- Improved chain location for quick and easy on-site adjustment.
- Manufactured using high quality engineering grade polymer.
- Universal brackets and a spring idle end plunger enable easy and quick installation.
- Locking plug inside clutch ensures continued performance of larger blinds.
- Easi-Lift™ option available for easier operation of larger blinds.
- System 40® can be motorised (Code: R1990-40-1.2 or R1990-40-1.8) using Louvolite One Touch™ Lithium rechargeable motor (R1912 or R1918) or hard wired AC motor (R1725).
- Colours available: Slide-lock set: white, beige, black, grey and anthracite grey; 70mm fascia and bracket covers: white, black and anthracite grey.

HARDWARE SPECIFICATION

System 40® Roller System

Our roller blinds are manufactured using the Louvolite System 40® roller blind mechanism with specifically designed grooved 40mm aluminium tubing. The specified fabrics are formed and held into the tube with locking tape. The side control units are made from glass filled Nylon 6, with an acetal sprocket and sprocket guard, and includes a locking spring.

The operating chain, in brass nickel plated, stainless steel or plastic, ensures reliable performance, and improved chain location enables quick and easy on-site adjustment. The mild steel brackets are zinc plated and powder coated, suitable for recess or face fixing.

A spring plunger end mechanism is positioned at the opposite end to the control unit, providing a more

secure fit of the blind and smooth operation. The side control unit is fitted with a centre plug that ensures the mechanism operates smoothly even under extreme loads.

Colour spec: White RAL 9010, Black RAL 9011, Anthracite Grey RAL 7016

Performance

To ensure a positive performance, all Louvolite Roller System units are designed and manufactured in the UK using prime quality plastic materials and a dedicated steel locking spring. The sidewinders will lock into the bracket with the unique bracket securing pin for safety after installation.

10 year life cycle testing is done to ensure long lasting performance.

Operation

Using manual or motorised operation, all blinds must

be compliant with the child safety elements of BS EN13120. Where children may be present, the chain must be fitted with easybreak connectors or a cord tidy.

Bottom Bar

Made of aluminum, can be single, double or contrast fabric wrapped or left exposed. The dual face Gemini, made of aluminium, only has the fabric formed and locked into the top part to leave the bar exposed. All fabric is formed and held into place with locking tape. The dual face Gemini bar, smooth on one side and angular on the other, along with the aluminum bottom bar improves the ease of manufacture and use of thicker laminate fabrics.

Maintenance

All of the System 40® roller blind system components are manufactured using

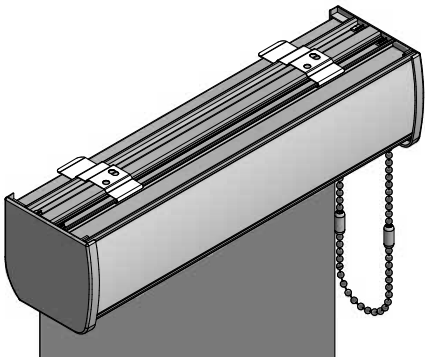
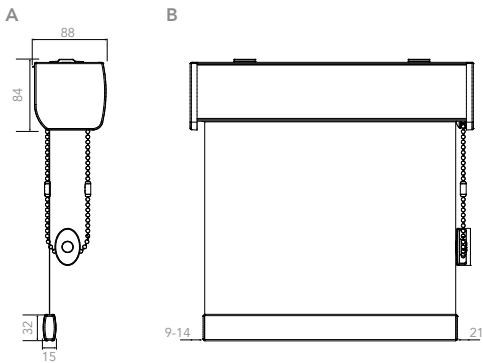
aluminium, treated steel and plastic. They do not present any corrosion problems in normal environments. The system has been designed for a smooth operation, together with a rigidity to prolong the window blind’s working life. Manufacturing size restrictions are included in this specification brochure.

Fascia/Cassette

Roller blinds with cassettes are manufactured as per the standard Louvolite System 40® and include the specially designed powder coated cassette system with recess or face fix brackets. On specification the user has the choice between a single coloured extrusion in dedicated colours or an aluminium fascia which incorporates the same fabric or contrasting fabric used on the roller blind.

SYSTEM 40®
70MM FASCIA
BRACKET
DIMENSIONS

- A. 40® standard metal bracket top fix & 70mm cover
- B. 40® standard metal bracket top fix front view



LOUVOLITE SIDE CONTROL SYSTEMS MAXIMUM BLIND SIZE

SYSTEM	FABRIC GROUP	BLIND WIDTH (m) FOR BLIND DROP (m)					MAX HOLDING WEIGHT
		0.5	1.0	1.5	2.0	2.8	
System 40®	up to 200g/m sq	5.0	5.0	5.0	5.0	5.0	4kg blind at 6mm deflection
	200 > 320g/m sq	3.75	3.75	3.75	3.75	3.75	
	320 > 485g/m sq	5.0	5.0	5.0	3.55	2.7	
Also available for System 32®							

Your Louvolite System 40® Distributor:



UK MANUFACTURED

www.louvolitecommercial.com

CI/SIB 1976 reference by SIB Agency		
(76.7)	X	