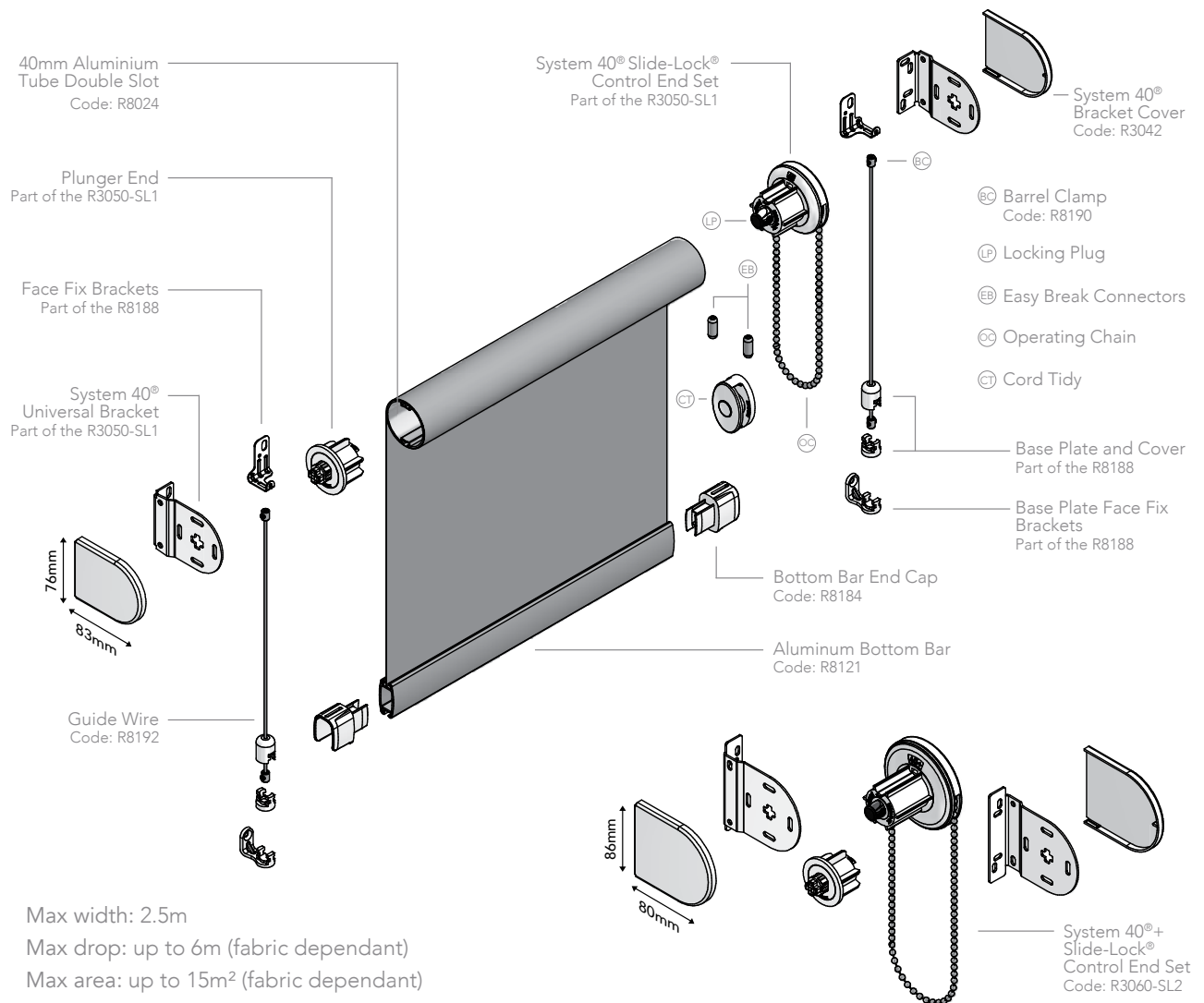


SYSTEM 40® & 40®+ ROLLER SYSTEM WITH GUIDE WIRE



- Designed and manufactured in the UK, all Louvolite systems are 10 year life cycle tested to ensure long lasting performance.
- Can be used with System 32®, 40®, 40®+ and 45®.
- For blinds up to 3.5m wide.
- The Guide Wire system holds fabric parallel to the window, keeping the blind taught during operation.
- The guide wire prevents movement of the blind from open windows and drafts.
- A stainless steel/nylon coated guide wire extends down each side of the blind, from the top fixing brackets to base plate brackets secured to the specific drop length of the blind into which the bottom bar secures.
- Slide-Lock® combines heavier holding weights with anti-fray features that ensure enhanced blind performance.
- Improved chain location for quick and easy on-site adjustment.
- Universal brackets and a spring idle end plunger enable easy and quick installation.
- Manufactured using high quality engineering grade polymer.
- Can be used with the Easi-Lift™ spring (R3725 or R3726) or motorised using Louvolite One Touch® Lithium Re-chargeable (R1912 or R1918) or Hard Wired AC Motor (R1725).
- Colours available: Guide wire brackets and bottom bar end caps: white; Guide wire and barrel clamp: stainless steel.

HARDWARE SPECIFICATION

Roller Guidewire System

Our roller blinds are manufactured using the Louvolite roller blind mechanism with specifically designed grooved aluminium tubing. The specified fabrics are formed and held into the tube with locking tape. The side control units, manufactured in the UK, are made from glass filled Nylon 6, with an acetal sprocket and sprocket guard, and includes a locking spring.

The operating chain No.10, in brass nickel plated, stainless steel or plastic, ensures reliable performance, and improved chain location enables quick and easy on-site adjustment. The brackets are made from mild steel, zinc

plated and powder coated, suitable for recess, face or side fixing.

A spring plunger end mechanism is positioned at the opposite end to the control unit, providing a more secure fit of the blind. The side control unit is fitted with a centre plug that ensures the mechanism operates smoothly even under extreme loads.

The guide wire includes dedicated brackets, stainless steel nylon coated wire and glass filled Nylon plastic base or side fixing units.

Performance

To ensure a positive performance, all Louvolite roller system units are

designed and manufactured in the UK using prime quality plastic materials and a dedicated steel locking spring. The sidewinders will lock into the bracket with the unique bracket securing pin for safety after installation.

10 year life cycle testing is done to ensure long lasting performance. The units will accept both metal or plastic operating chain providing reliable smooth operation.

Operation

Using manual or motorised operation all blinds must be compliant with the child safety elements of BS EN13120. Where children may be present, the chain must be fitted with easybreak

connectors or cord tidy devices.

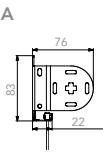
Bottom Bar

Made of aluminium and wrapped in fabric. All fabric is formed and held into place with locking tape. Specifically designed end caps allow the bottom bar to slide down the guide wire.

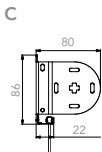
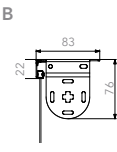
Maintenance

All of the roller blind system components are manufactured using aluminium, treated steel and plastic. They do not present any corrosion problems in normal environments. The system has been designed for a smooth operation, together with a rigidity to prolong the window blind's working life.

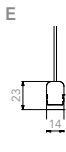
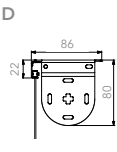
GUIDE WIRE BRACKET DIMENSIONS



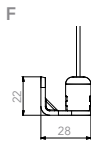
A. 40° standard metal bracket face fix
B. 40° standard metal bracket top fix



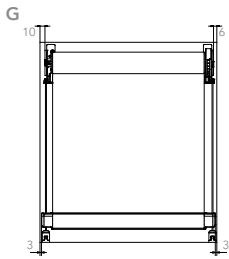
C. 40°+ standard metal bracket face fix
D. 40°+ standard metal bracket top fix



E. R8188 base plate



F. R8188 base plate with face fix bracket
G. 40°/40°+ brackets top fix front view



LOUVOLITE SIDE CONTROL SYSTEMS MAXIMUM BLIND SIZE

SYSTEM	FABRIC GROUP	BLIND WIDTH (m) FOR BLIND DROP (m)						MAX HOLDING WEIGHT
		0.5	1.0	1.5	2.0	2.5	3.0	
System 32® Red Pin	up to 200g/m sq	4.0	4.0	4.0	4.0			3.6kg blind at 5mm deflection
	200 > 320g/m sq	3.0	3.0	3.0	3.0			
	320 > 485g/m sq	3.0	3.0	2.5	2.5			
System 40®	up to 200g/m sq	5.0	5.0	5.0	5.0	5.0		4kg blind at 6mm deflection
System 40®+	200 > 320g/m sq	3.75	3.75	3.75	3.75	3.75		8.1kg blind at 6mm deflection
	320 > 485g/m sq	5.0	5.0	5.0	3.55	2.7		
System 45®	up to 200g/m sq	6.0	6.0	6.0	6.0	6.0	4.5	5.4kg blind at 9mm deflection
	200 > 320g/m sq	4.75	4.75	4.75	4.75	4.75	2.80	
	320 > 485g/m sq	6.0	6.0	6.0	5.0	4.0	1.85	

Also available as System 32® and 45®

Your Louvolite Roller Guide Wire Distributor:



UK MANUFACTURED

www.louvolitecommercial.com

CI/SIB 1976 reference by SIB Agency			
(76.7)	X		